



**SGP** The GEF  
Small Grants  
Programme



# SMALL GRANTS PROGRAMME RESULTS REPORT (FY 2017-2023)

---

## YEMEN



# COUNTRY REPORT CARD

## FY 2017-2023

PORTFOLIO PROFILE SINCE INCEPTION			
Country Programme Name	Yemen		
Year Started	2006		
	<b>GEF</b>	<b>Non-GEF</b>	<b>Total</b>
Number of projects	115	-	<b>115</b>
Grant amount committed	3,736,313	-	<b>3,736,313</b>
Project level co-financing in cash	3,538,587	-	<b>3,538,587</b>
Project level co-financing in kind	2,857,140	-	<b>2,857,140</b>
Total co-financing *	<b>6,395,727</b>		
Source: SGP database as of 2023			
* Total co-financing = Total project level co-financing (in cash and in kind) + Non-GEF grant amount committed			

	July 2016 - June 2017	July 2017 - June 2018	July 2018 - June 2019	July 2019 - June 2020	July 2020 - June 2021	July 2021 - June 2022	July 2022 - June 2023	Total Value 2016 - 2023
<b>Focal Area Distribution (by completed projects)</b>								
Biodiversity	3	-	-	-	-	-	-	3
Climate Change	5	1	1	-	2	7	2	18
Land Degradation	2	-	-	3	1	1	1	8
<b>Total Projects Completed</b>	<b>10</b>	<b>1</b>	<b>1</b>	<b>3</b>	<b>3</b>	<b>8</b>	<b>3</b>	<b>29</b>

Source: Reporting by Country Programme as part of Annual Monitoring Process (2016-2023)

	July 2016 - June 2017	July 2017 - June 2018	July 2018 - June 2019	July 2019 - June 2020	July 2020 - June 2021	July 2021 - June 2022	July 2022 - June 2023	Total Value 2016 - 2023 **
** Kindly note the total values 2016-2023 have undergone comprehensive quality assurance that supports aggregation of results over time. This includes removal of duplicative data over time and/or inclusion of more results based on verification by SGP country teams.								
<b>PROGRESS TOWARDS FOCAL AREA OBJECTIVES</b>								
<b>Biodiversity</b>								
Number of biodiversity projects completed	3	-	-	-	-	-	-	3
Number of Protected Areas (PAs) positively influenced	3	-	-	-	-	-	-	3
Hectares of PAs	60,000	-	-	-	-	-	-	60,000
Number of biodiversity-based products sustainably produced	7	-	-	-	-	-	-	7
Number of significant species conserved	1	-	-	-	-	-	-	1
Number of target landscapes/seascapes under improved community conservation and sustainable use	3	3	-	2	-	-	-	8
Hectares of target landscapes/seascapes under improved community conservation and sustainable use	20,000	10,000	-	-	-	-	-	30,000
<b>Climate Change</b>								
Number of climate change projects completed	5	1	1	-	2	7	2	18
Did the country programme address community-level barriers to deployment of low-GHG technologies? (yes/no)	Yes	Yes	Yes	No	Yes	Yes	Yes	6
Hectares of forests and non-forest lands with restoration and enhancement of carbon stocks initiated through completed projects	-	6,000	-	-	-	-	-	6,000
Number of households achieving energy access co-benefits (ecosystem effects, income, health and others)	97	-	33	-	282	-	786	1,198

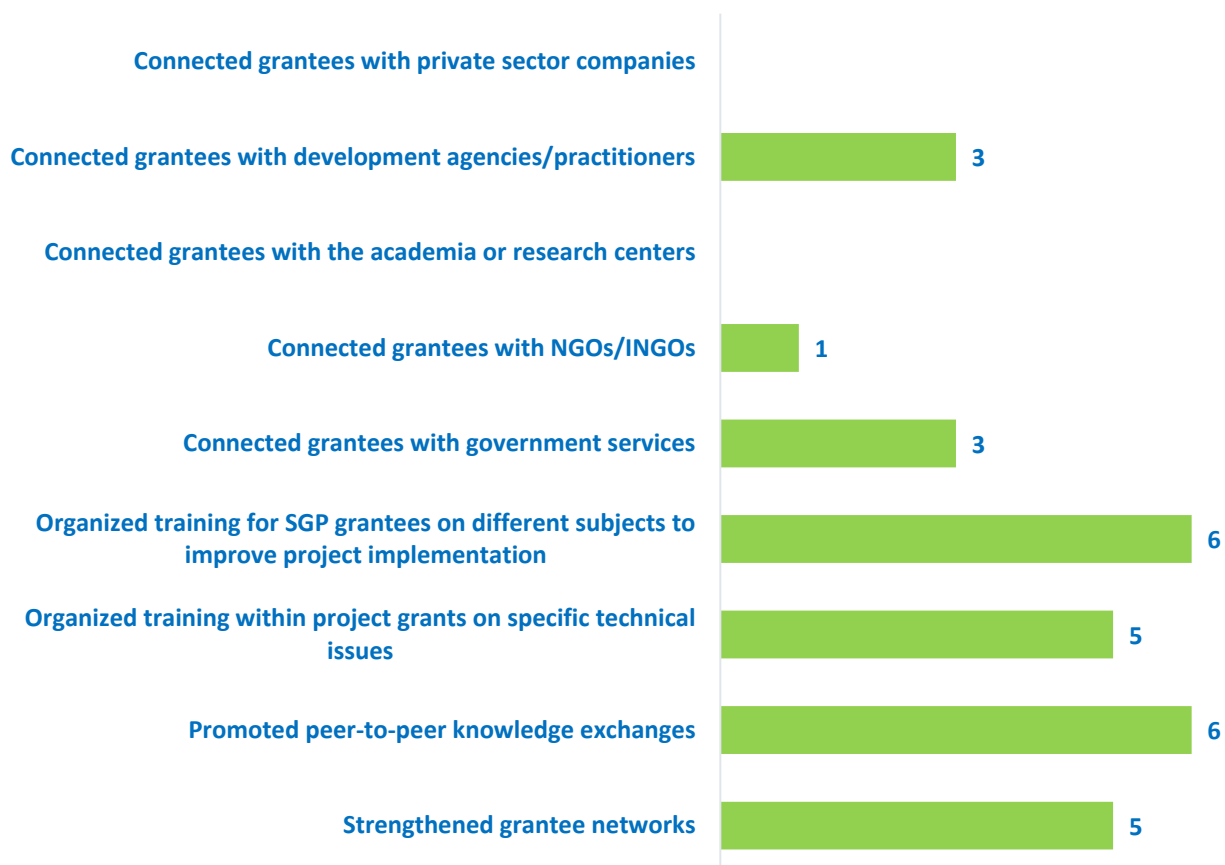


	July 2016 - June 2017	July 2017 - June 2018	July 2018 - June 2019	July 2019 - June 2020	July 2020 - June 2021	July 2021 - June 2022	July 2022 - June 2023	Total Value 2016 - 2023 **
<b>Youth</b>								
Number of completed projects that included youth	-	-	1	-	3	9	3	16
Programme Management: NSC youth focal point (yes/no)	-	-	Yes	-	-	Yes	Yes	3
<b>BROADER ADOPTION (Scaling up, Replication, Policy Influence, Improving Livelihoods)</b>								
Projects replicated or scaled up	10	1	1	3	3	9	3	30
Projects with policy influence	6	1	1	3	3	9	3	26
Projects improving livelihoods of communities	10	1	1	3	3	9	3	30
<b>PROGRAMME EFFECTIVENESS</b>								
Peer-to-peer exchanges conducted	3	3	10	-	2	2	1	21
Community-level trainings conducted	4	1	4	-	6	2	1	18
Number of projects monitored through field visits	5	12	14	10	9	10	10	70
<b>PROGRAMME MANAGEMENT</b>								
<b>National Steering Committee</b>								
Number of NSC meetings occurred during the reporting period	1	2	1	2	1	1	1	9
Average number of NSC members that participated in each NSC meeting	8	5	5	7	6	6	5	6

## GRAPHICAL REPRESENTATION OF KEY RESULTS

Interpreting the Green Bars in Graphs: The presence of green bars indicates the number of years that the country programme has achieved specific results. If a green bar is absent, it signifies that while the associated result is not observed in the country programme, it is still evident in the overall aggregated SGP portfolio.

### Number of Years Country Programme Deployed Capacity Development Strategies (Over 7-year reporting period from 2017-2023)



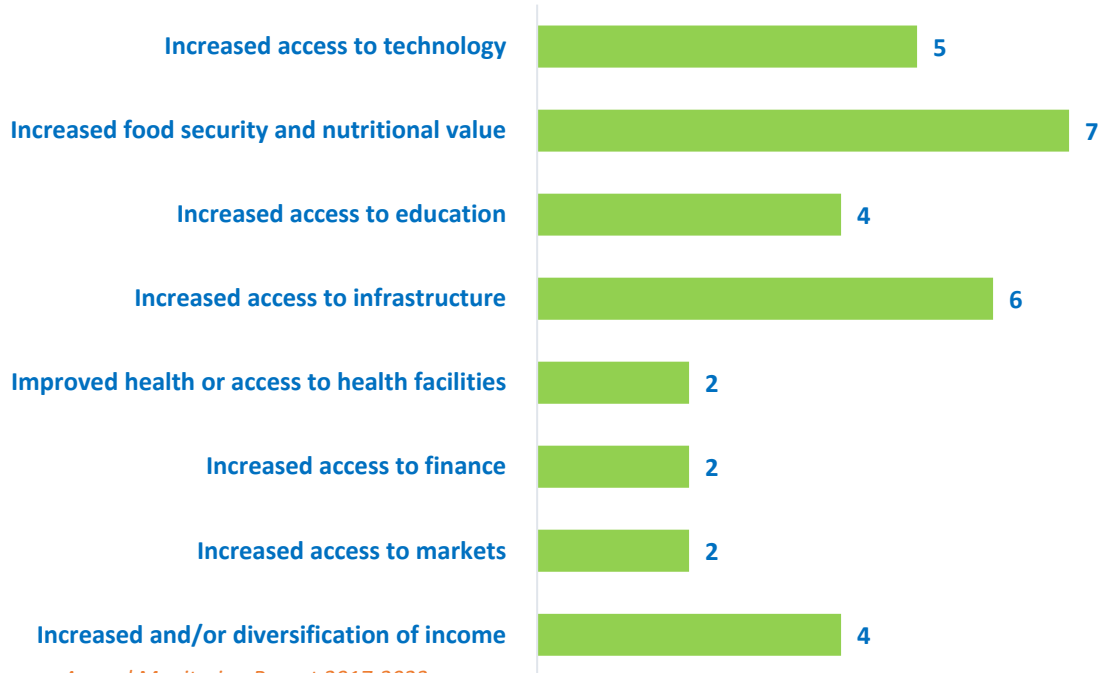
Source: Annual Monitoring Report 2017-2023

**Number of Years Country Programme Deployed Gender Mainsreaming Strategies  
(Over 7-year reporting period from 2017-2023)**



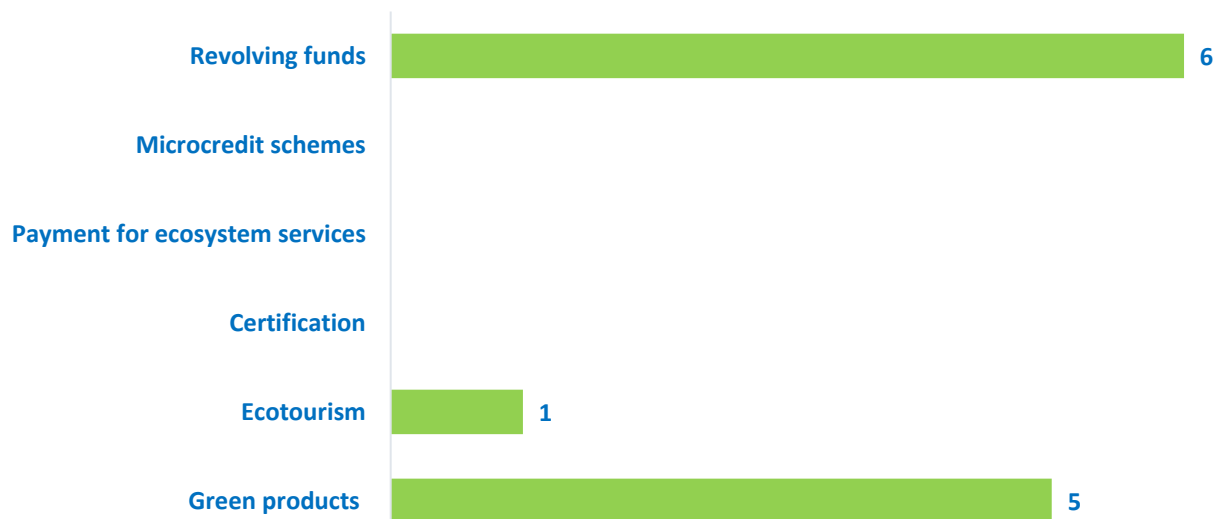
Source: Annual Monitoring Report 2017-2023

**Number of Years Country Programme Deployed Strategies to Improve Community Livelihoods and Quality of Life  
(Over 7-year reporting period from 2017-2023)**



Source: Annual Monitoring Report 2017-2023

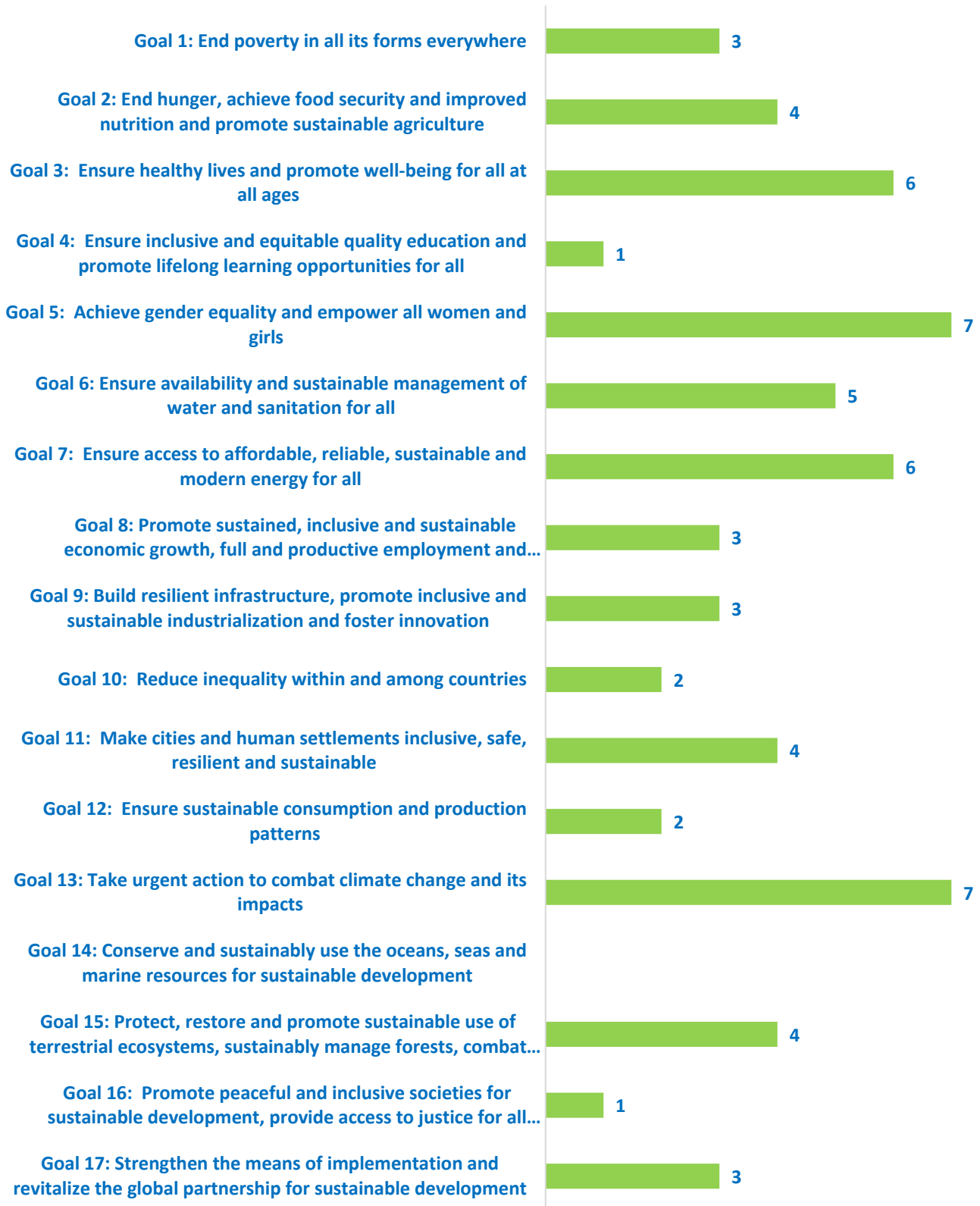
**Number of Years Country Programme Deployed Market-based and Financial Mechanisms to Improve Community Livelihoods  
(Over 7-year reporting period from 2017-2023)**



Source: Annual Monitoring Report 2017-2023



**Number of Years Country Programme Addressed Sustainable Development Goals  
(Over 7-year reporting period from 2017-2023)**



Source: Annual Monitoring Report 2017-2023

## EXAMPLES OF PROJECT RESULTS

### Climate Change

In **Yemen**, SGP supported grantee *Asmahen Community Group* in a project that focused on acquiring solar energy for domestic lighting in the Asmahen Village. This area has no access to main grid electricity hence relies on medium generator of 15 KW to provide at night. The project was able to successfully assist the community in replacing their limited source of electricity run by conventional fuel with solar energy. This allowed the targeted group to annually save US\$ 88 and avoid a CO<sub>2</sub> emission of 10 tons per year Furthermore, 20 men and 30 women participated in workshops and training sessions on environmental issues. **(Source: Annual Monitoring Report, 2018-2019)**

### Social Inclusion -- Gender

In **Yemen**, two projects led by women showcased the important role of women in driving sustainable initiatives. A project completed by *Cooperative Charitable and Development Society in Luhayyah* provided solar energy for lighting in *Al-Khawbah*, a fishing village in *Luhayyah District*. The project benefited 309 homes in the community through the implementation of solar systems for each household, with additional indirect benefits extending to their neighbors. Prior to the project, the community relied on traditional fuel sources, which had become scarce and expensive. The introduction of solar energy not only improved the livelihoods of the villagers by providing reliable electricity but also mitigated environmental impacts, saving 43 tons of CO<sub>2</sub> emissions per year. To ensure the sustainability of the project, a revolving fund mechanism was established through monthly subscriptions, allowing the community to manage and maintain the solar systems effectively. Furthermore, environmental awareness was raised among the beneficiaries, promoting the importance of environmental sustainability, CO<sub>2</sub> reduction, and climate change mitigation. Similarly, a project implemented by *Kharaz Social and Charitable Society* provided solar lighting in *Al-Madharebah* Villages in *Toliveor Al-Baha District*. This project installed solar systems in 231 households, contributing to the capacity building of local communities in managing renewable energy sources. As part of the project, 50 women and 50 men from the community participated in workshops to raise awareness of environmental issues and challenges. Through the active involvement of women in the procurement of solar systems and their participation in awareness workshops, their capacity was significantly enhanced, resulting in an improved understanding of environmental concerns.

The successful implementation of these projects not only provided clean and sustainable electricity to the communities but also improved their livelihoods and enhanced their understanding of environmental issues. The results achieved exceeded the initial targets by 10-20%, demonstrating the effective execution of the projects. **(Source: Annual Monitoring Report, 2022-2023)**

### Scaling up, Replication and Policy Influence

In **Yemen**, two projects respectively operated by the *Al-Husaniah Canal Water Users Society* and the *Ra's Eirh Community Group* were replicated from previous projects in other areas, assisting local communities to acquire solar systems for home electrification. The replication was achieved via information dissemination from one community to another. The projects reduced CO<sub>2</sub> emission and raised the local awareness of environmental sustainability and climate change mitigation. The project completed by the *Al-Husaniah Canal Water Users Society* enabled 137 households to access solar energy for lighting. The other project by the *Ra's Eirh Community Group* provided electricity to 72 households with solar energy and raised local awareness through two workshops. Both projects were able to benefit 70 additional beneficiaries due to the savings in local community financial resources that had been used to purchase conventional fuel. To ensure the sustainability of the projects, revolving fund mechanisms were established through a monthly subscription. **(Source: Annual Monitoring Report, 2020-2021)**

## ALIGNMENT OF OP7 COUNTRY PROGRAMME STRATEGY WITH NATIONAL PRIORITIES

List of relevant conventions and national/regional plans or programmes:

Conventions + national planning frameworks	Date of
GEF-7 National Dialogues	
Convention on Biological Diversity (CBD)	February 21st
CBD National Biodiversity Strategy and Action Plan (NBSAP)	2000, 2004,
Nagoya Protocol on Access and Benefit-Sharing (ABS)	Not Yet
UN Framework Convention on Climate Change (UNFCCC)	February 21st
UNFCCC National Communications (1 <sup>st</sup> , 2 <sup>nd</sup> , 3 <sup>rd</sup> )	2001 ; 2011;
UNFCCC Nationally Appropriate Mitigation Actions (NAMA)	Not Yet
UNFCCC National Adaptation Plans of Action (NAPA)	March 2009
Nationally Determined Contributions (NDCs) for Paris Accord	???
UN Convention to Combat Desertification (UNCCD)	21st February
UNCCD National Action Programmes (NAP)	1996
Stockholm Convention (SC) on Persistent Organic Pollutants (POPs)	January 2004
SC National Implementation Plan (NIP)	2005
Minamata Convention (MC) on Mercury	Signed
UN 2030 Sustainable Development Goals (SDGs)	???
Voluntary National Reviews (VNRs) for the UN SDGs	???
Strategic Action Programmes (SAPs) for shared international water-bodies	2004/5
Others (list) as relevant	-
Convention of the International Trade of Endangered Species (CITES)	September
Bio safety Protocol	January, 2006
National plan of Action for Marine Environment from Land-based Activities.	2005
Convention on Migratory Species (CMS)	September
Basel Convention regarding hazardous substance and its movement cross	21st February
Poverty Reduction Strategy Paper (PRSP)	2003-2005
GEF-6 National Portfolio Formulation Exercise (NPFE)	November
Vienna Convention on Ozone layer protection	21st February
GEF National Capacity Self-Assessment (NCSA)	2007
Montreal Protocol on substances depleting the Ozone layer, London and	21st February

UNDP-implemented Small Grants Programme is delivering integrated results at the country level supporting local level capacities aligned with multiple Multilateral Environmental Conventions. This includes support to work for CBD National Biodiversity Strategy and Action Plan (NBSAP), UNFCCC Nationally Determined Contributions (NDCs), Nationally Appropriate Mitigation Actions (NAMA) and National Adaptation Plans of Action (NAPA), UNCCD National Action Programmes (NAP), and localization of Sustainable Development Goals, amongst many others.

## METHODOLOGICAL BASIS OF COUNTRY REPORT

- Results aggregations over time are only for completed projects.
- With SGP's rolling modality, results reflect all ongoing operational phases during the indicated period. Please refer to the total projects completed on the first page for information in this regard.
- The source of reported results is the annual monitoring process, which is part of the annual monitoring requirements for each country programme. Additionally, evaluative evidence sources have also been leveraged, if available for the country programme.
- This results report benefits from extensive quality assurance. All information across all countries in the portfolio is harmonized, verified, and evidenced before being reported. Several layers of this quality assurance have been implemented in the generation of this report and there are no result duplications across years. This point is important not only for a specific unit of measurement (i.e., indicator selected) but also for results aggregation across years in a given operational phase. Reported results include both direct and indirect global-environmental and socio-economic benefits. This is due to SGP's work in two key areas:
  - SGP works towards behavioural change at individual, organizational, and community levels. Social determinants that shape human interaction with the environment play an important role, especially at the community level, as sustainability and the continuation of environmental gains often depend on them. These factors include positive shifts in knowledge, attitudes, practices, social and cultural norms, and conventions. Such interventions shape not only demand but also communication between community leaders and other influencers in promoting the adoption of environmentally friendly behaviours and practices. Often, SGP projects have ripple effects that go well beyond the direct scope of the project, emphasizing the importance of measuring indirect impact.
  - Encouraging Community Action for Environmental Change. For many years, SGP has focused on promoting and supporting local community groups to bring about broader and sustainable environmental change. This approach is a key aspect of SGP's work and recognizes the power of motivated community groups to create significant impact and drive positive transformation. Community group action refers to informal gatherings of individuals and organizations in the community who share a common belief and purpose. It involves taking practical steps over time to address environmental and socioeconomic challenges and creating positive change. This grassroots-level approach relies on the active involvement and empowerment of the community, with the initial efforts acting as a catalyst for further mobilization. By encouraging self-governance and involving those most affected by the issues, community action can extend its influence to more people in the community, underscoring the importance of measuring indirect impact.